

GCG Sunday School - 21st April 2024

Lesson Outline



Lesson: A Vision of a New Temple.
Passage: Ezekiel 43:1-12, 47:1-12
Big Idea: The Israelites were shown a certain, future hope, so they'd trust and repent.
Main Aim: Remember our certain, future hope shown in Jesus, to trust ever more in him.

Please pray for the lesson preparation, that you and the children would be built up by God's word.

Unless you are at the Greenwich service, you will need to bring a **laptop/tablet** to play the videos. If needed, Jonny can provide **a laptop and a Bluetooth speaker**. 😊

Additional resources: [St Helen's Sermon Series](#)

The Passage

Passage context

Ezekiel and Israel are in exile, in Babylon, because of their terrible sin.

Summary.

Ezekiel 43:1-12 This is picture language of a New Temple.

- The Glory will be back! v1-5. The Lord will dwell there! v6-9.
So repent today. v9
- They're told the future-temple plan, so they repent when they hear. v10-12

47:1-12 This is picture language of what comes out of the New Temple.

Supernatural life-giving water.

- The supernatural water gets deeper and deeper. v1-6
- The supernatural water brings life. Lots of life! v7-12

For them then.

Despite all of Israel's sin, exile and their hopes destroyed.

New, indestructible, future hope, would cause present repentance and trust in the exiles.

For us now.

We see this hope realised in Jesus. He is the new temple, from whom life-giving waters flow.

Despite all of our sin, we see the real, future hope Jesus gives.

So people can repent and we all trust in him today.

The Age Ranges

For CW (average age 4-5 years) and Greenwich (average age 6-7 years):

Prepare the lesson for **all ages**. Then prepare your leaders to divide into separate **Sailor** and **Officer** groups for **Heart & Hands** teaching.






Sailors: Ages 3-7

Officers: Ages 8-11

Eltham (Sailors average age: 4-5 years, Officers average age: 7-8 years):

Personalise **all material** for the Sailors or Officers.

The Rough Format.

Get Going 3 min + song	Main Teaching ~15 mins	Heart & Hands ~20 mins	Land The Lesson ~10 mins	Extra Fun Time ~10 mins
				
Welcome & Pray Quick Recap Song	The Big Idea The Main Aim	Activities Discussion	Recap Memory Verse Pray to close.	Optional: Can go mid-session.

Outline Idea



Get Going Welcome, Pray, Quick Recap & Song

Welcome the children - Connect briefly with the children.

- Ask them a fun question, showing we're interested in their lives.
- Then you could ask them a simple question which will connect loosely with the theme.
 - Sailors - [What is the best Birthday party you could ever hope for?](#)
 - Officers - [What is the best thing you could ever hope for?](#)

Link: Ezekiel heard that the Israelites had something incredibly amazing to look forward to.

Prayer

- Let's listen carefully to what God has to say to us today.



Very Speedy Recap - Scroll of time

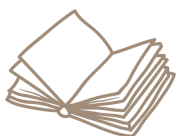
Last week's big idea: We saw the Lord was the boss of everything.

Link: In today's passage, we'll see that the Lord is the boss of the future.

Song

Talk through the words and actions before singing.

- <https://www.youtube.com/watch?v=lrR8Pvy-7FI>



Main Teaching Teaching the Big Idea & Main Aim.

Have a Bible open throughout for the children to see that we're teaching from God's word, and not from our heads.

Try to get clearly and repeatedly to the Big Idea and Main Aim.

Think about keeping the lesson interactive by asking questions and getting children involved.

- Teaching Idea

I suggest teaching with three points on a timeline: Past, Present and Future.

We'll do this for Ezekiel and for us.

This shows how our future hope affects us today.

- Lesson Points

Using a timeline:

1. Past: Context of sin and exile.

Ezekiel 1 and 10 - A: The Glory of the Lord left the temple and the people.

B: The Lord would not dwell there.

C: The people were dead in their sins.

2. Future: Vision of Hope. 43:1-12 A: The Glory of the Lord would return to the temple& people.

B: The Lord would dwell there.

This is a vision of real hope! Hope for the Israelites who seemed so hopeless!

3. Present: Repent and trust. This certain future hope would help the Israelites repent and trust.

Go back over points 2 and 3 with chapter 47:1-12.

2. Future: Vision of Hope. 47:1-12 C: The temple would give spiritual life.

3. Present: Repent and trust. This certain future hope would help the Israelites repent and trust.

Jesus: Jesus is the fulfilment of this Ezekiel promise.

He is the temple, he is where God dwells and from him pours life.

He shows us the future hope has arrived,
which means we can trust in him today.

- Question ideas to ask while teaching.

1. How do you think the Israelites felt?

Why did the Lord leave?

How much hope did they have?

2. How do you think they felt when they heard of the hope to come?

Why is it good that the Lord would come back?

3. What does it mean to repent? What does it mean to trust?

Jesus: How does our future hope, help us to trust today?

- Brief Application - Main aim expanded.

Sailors: We can remember Jesus gives us hope for the future.

This means we can trust in him today.

Officers: Same.

What is the hope that Jesus offers us?

How can we remember the future hope this week and trust in him each day?

- Sailors

Explain the passage, asking questions along the way. Keep it clear.

Repeat the Big Idea and the Main Aim.

Use the **lesson points above** with the **teaching images**.

- Visual aid suggestion (Using Bluetak and the wall)

Cut out the visual aids to tell the story:

Lay the past images on the left, the present in the middle and the future on the right.

Page 1. Ezekiel and the Lord leaving the Temple on his throne chariot.

(Use same chariot for later return).

Red cross to put over judged temple.

Page 2. The context.

A: Arrow. God left the temple and his people.

B: House. Put the red cross over it. God would not live in the temple.

C: The people and skull. The people were alive, but spiritually dead in their sin.

Page 3. The vision of future hope.

A: Reverse the arrow, God will come back!

B: House. Put the tick by it, God would live there again!

Page 4. Present repentance for Israelites.

Repent sign. This future promise helped them repent!

C: A river of life. A trickle at the start. 47:1-12

Flowing through land that was dead. (The Dead Sea)

Page 5. Turns into a huge, life-giving river!

C: God gives life where there was death.

Page 6. More life.

Jesus shows us that we can have life, as we repent and trust in him.

Use cross and tomb laminated images in box.

- *Brief application - Main Aim expanded*

- Officers

*Interactive talk through the text. **Keep it clear.***

Repeat the Big Idea and the Main Aim.

Maybe act it out, or have them draw something, or shout out the best thing they see in the passage, make a puppet show using paper and card, go for a walk outside, use Lego figures

- *Use the **lesson points above**.*

- *Brief application - Main Aim expanded - With questions.*



Heart and Hands

Think more about the Main Aim with: Activities and discussion.

Activities - Craft or worksheet

- Sailors - *Craft. Cut and stick the images in the right part. The sheet will fold to stand.*
- Officers - *Worksheet*
- Extra games - *In the GDrive.*

If you finish craft early, you may want to play a game with the remaining time.

Discussion - What would it look like to believe the Main Aim?

Think through with the children what the Main Aim means for our lives.

- Talk through the Main Aim further.
 - Sailors - *Go further than Brief Application.*
 - Officers - *Go further than Brief Application, with questions to provoke thought.*



Land the lesson

Bring everything together with: Recap, Memory Verse and Prayer.

Scroll of time update

Memory verse

“Even if you have been banished to the most distant land under the heavens, from there the Lord your God will gather you and bring you back.” Deuteronomy 30:4 (NIVUK)



[Ideas for learning the memory verse.](#) I will provide the verse on laminated paper with Blu Tack.

- Sailors - Song and actions can be sent on Whatsapp.
- Officers - If capable, they can come up with a rap/ spoken word for the verse. They can repeat and improve it each week.

Pray

Encourage the children to pray with you about the Big Idea and Main Aim.

They could **thank/praise God** for it or **ask for help** in believing it.

- Sailors

You could ask for hands up/ thumbs up for those who would like to pray.

You could suggest “Popcorn prayers” - really short prayers. Or “Arrow prayers” - We all shoot up like an arrow at the end. Or you could try the idea we use with Officers.

- Officers

You could pass an object, like a Bible, around the room. When a child receives the Bible, they can choose to pray in their head or aloud.



Extra fun time.

An optional game, which can be played mid-session.

Game idea. Feel free to play something different!

- Sailors - *Charades relay. Take in turns to act out things from the passage. Play in teams or as one big group. They could act out: The Temple, Ezekiel falling over, the fish, the river, etc.*
- Officers - *Same or something else.*

Link (not super-important): Reminds them of the passage.
--

Sign out with Take Home Sheets

- While signing out with Rollcall, Take Home sheets will be provided to carers and parents about the children's lesson.

Final notes

The following items will be printed for you and brought to the lesson:

- Main teaching pictures and materials.
- Activities: Sailors craft and Officers worksheets.
- Memory verse, laminated.
- Take Home Sheets.

Additional materials will be available:

- Craft materials.
- Pens, paper, glue, scissors.